

F21 Silicone Injection-moulded Connector IP68



Recommended for,

1. Wet environments.
2. High-low temperature or intense humidity and UV.
3. Customized lengths.
4. Harsh working conditions or unexpected excessively external force during construction.



Feature

Precision milling and special glue Silicone liquid injection-moulded workmanship enable an almost consistent size between connectors and light body, and the transparent terminal of the connector allows the seamless effects spliced end by end.

DryWire™ technology applied on the cable eliminates the capillary phenomenon through wires, which secured the long-term reliability in outdoor or any wet environments.


Light lengths can be customized on the basis of projects and pre-installation before the delivery eases the assembly trouble on site.










In-house Test

Test Object	No.	Experiment Item	Standard
Metal Parts	1	Weather Resistance-Salt Spray	IEC 68-2-11
Waterproof	1	Waterproof-IPX5 / IPX7 / IPX8	CLEAR-defined [®]
Connector	2	Swing-extreme	CLEAR-defined [®]

[®]Before waterproof test, high-low temperature cycling shock test has been implemented to simulate the outdoor harsh weather, and it's a more stringent standard we're compliant with than third party's.


Connector Type



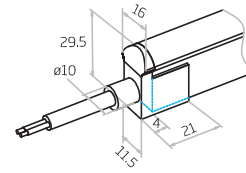
1	2	3	4
<p>Male & Female Connector (Optional)</p>  <p>Male Connector</p>  <p>Female Connector</p>	<p>Silicone Injection-moulded Front Connector</p>  <p>End</p>  <p>Side-L</p>  <p>Side-R</p>  <p>Bottom</p>	<p>Silicone Injection-moulded Middle Connector</p>  <p>Silicone Injection-moulded Jumper Maximum 8 Jumpers in 20m light Maximum 4 Jumpers in 10m light</p>  <p>Silicone Injection-moulded T-feed Maximum 8 T-feeds in 20m light Maximum 4 T-feeds in 10m light</p>	<p>Silicone Injection-moulded End Cap</p>  <p>End cap</p>

Dimension: mm

Silicone Injection-moulded Front Connector-End



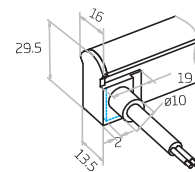
F21B/F21D/F21A/F21E/F21S-HB-SIM/FC-01/02-E



Silicone Injection-moulded Front Connector-Side



F21B/F21D/F21A/F21E/F21S-HB-SIM/FC-02-SL

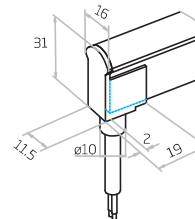


F21B/F21D/F21A/F21E/F21S-HB-SIM/FC-01-SR

Silicone Injection-moulded Front Connector-Bottom



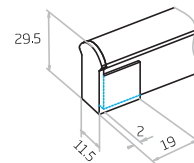
F21B/F21D/F21A/F21E/F21S-HB-SIM/FC-01/02-B



Silicone Injection-moulded End Cap



F21-SIM/EC

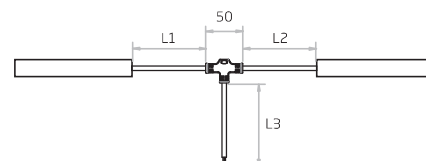


Silicone Injection-moulded Middle Connector & Power T-feed



F21B/F21D/F21S-HB-SIM/MC-PTF

L1 and L2 available in 300mm,
L3 available in 300mm/1000mm/3000mm.



Note:

1. Unless otherwise stated, the tolerance of the connector is ± 0.5 mm;

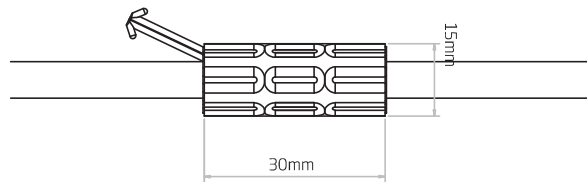
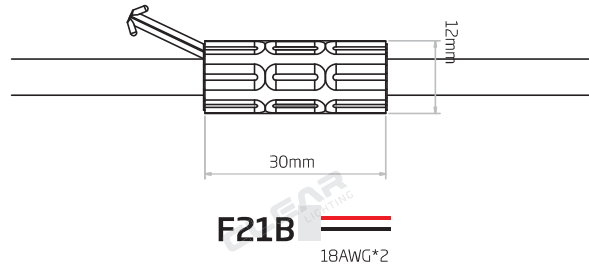
2. To avoid damage from the excessive force on cable joint, please keep at least 60mm of cable ahead in the natural state.

Anti-wicking Ferrule



The anti-wicking ferrule is designed to lower the risk of water ingress from the cable in case of inadequate waterproof treatment on site.

For underwater application, do not immerse anti-wicking ferrule in the water.



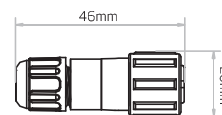
Note:

1. Unless otherwise stated, the tolerance is $\pm 0.5\text{mm}$.
2. The removal of anti-wicking ferrule will void the warranty if any water ingress caused by it.

Male & Female Connector



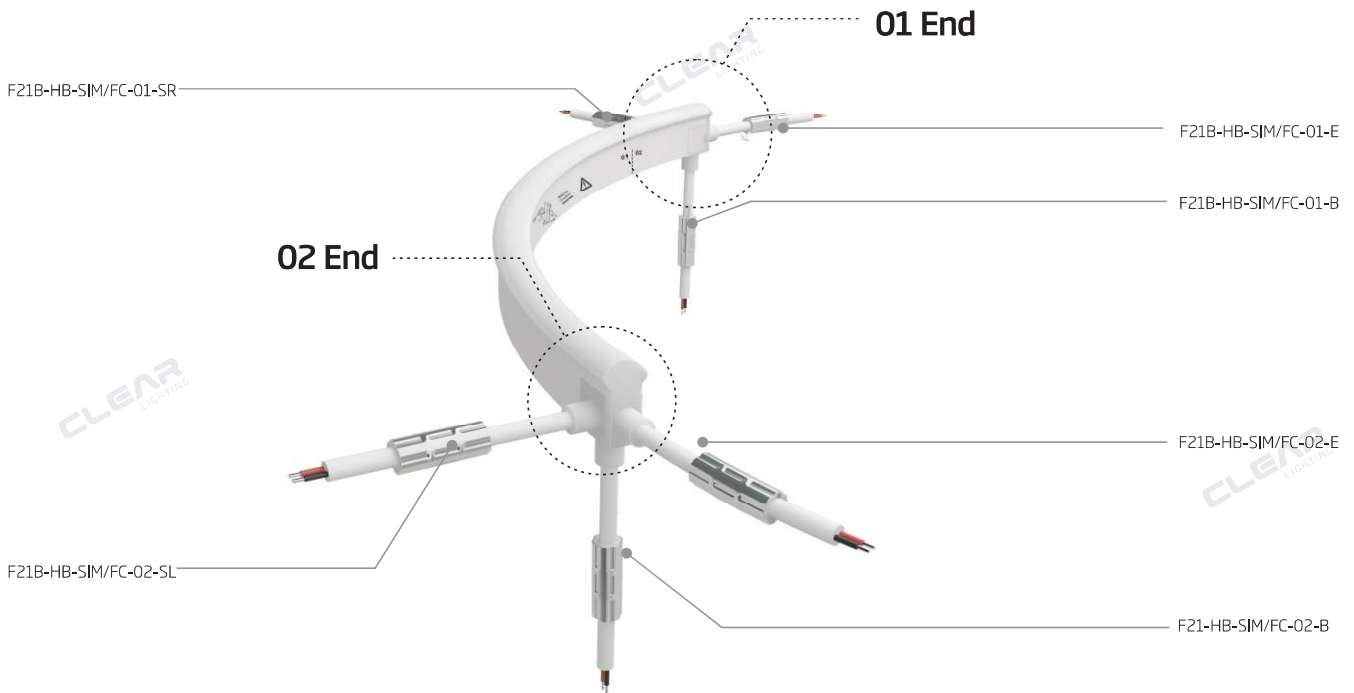
For plug and play cable junction, IP67



Note:

Unless otherwise stated, the tolerance is $\pm 2\text{mm}$.

F21B	SIM/FC	01	B	300mm
F21B-HB F21D-HB F21A-HB F21E-HB F21S-HB	SIM=Silicone Injection-moulded FC=Front Connector MC-PTF=Middle Connector & Power T-feed JU=Jumper EC=End Cap	01=01 End 02=02 End	E=End Feed B=Bottom Feed S=Side Feed SL=Side Feed from Left SR=Side Feed from Right	300mm Cable 1000mm Cable 3000mm Cable 5000mm Cable 10000mm Cable 15000mm Cable 20000mm Cable



C-SFR-F21B/D/A/E/S-HB

Item Code(B)	Item Code(D)	Item Code(A)	Item Code(E)	Item Code(S)
F21B-HB-SIM/FC-01-E-300mm	F21D-HB-SIM/FC-01-E-300mm	F21A-HB-SIM/FC-01-E-300mm	F21E-HB-SIM/FC-01-E-300mm	F21S-HB-SIM/FC-01-E-300mm
F21B-HB-SIM/FC-02-E-300mm	F21D-HB-SIM/FC-02-E-300mm	F21A-HB-SIM/FC-02-E-300mm	F21E-HB-SIM/FC-02-E-300mm	F21S-HB-SIM/FC-02-E-300mm
F21B-HB-SIM/FC-01-B-300mm	F21D-HB-SIM/FC-01-B-300mm	F21A-HB-SIM/FC-01-B-300mm	F21E-HB-SIM/FC-01-B-300mm	F21S-HB-SIM/FC-01-B-300mm
F21B-HB-SIM/FC-02-B-300mm	F21D-HB-SIM/FC-02-B-300mm	F21A-HB-SIM/FC-02-B-300mm	F21E-HB-SIM/FC-02-B-300mm	F21S-HB-SIM/FC-02-B-300mm
F21B-HB-SIM/FC-01-SR-300mm	F21D-HB-SIM/FC-01-SR-300mm	F21A-HB-SIM/FC-01-SR-300mm	F21E-HB-SIM/FC-01-SR-300mm	F21S-HB-SIM/FC-01-SR-300mm
F21B-HB-SIM/FC-02-SL-300mm	F21D-HB-SIM/FC-02-SL-300mm	F21A-HB-SIM/FC-02-SL-300mm	F21E-HB-SIM/FC-02-SL-300mm	F21S-HB-SIM/FC-02-SL-300mm
F21B-HB-SIM/MC-PTF-300mm	F21D-HB-SIM/MC-PTF-300mm	F21A-HB-SIM/MC-PTF-300mm	F21E-HB-SIM/MC-PTF-300mm	F21S-HB-SIM/MC-PTF-300mm
F21B-HB-SIM/JU-300mm	F21D-HB-SIM/JU-300mm	F21A-HB-SIM/JU-300mm	F21E-HB-SIM/JU-300mm	F21S-HB-SIM/JU-300mm
F21-SIM/EC	F21-SIM/EC	F21-SIM/EC	F21-SIM/EC	F21-SIM/EC
Max. Cable Length				
Page F21 037~040	Page F21 081~082	Page F21 093~094	Page F21 105~106	Page F21 113~114

Note:

- Please ensure the cable length is not more than the "Max. Cable Length" in the page mentioned above according to light length and its wire gauge to minimize voltage drop.
- All the nominal cable lengths are measured before processing, so the delivered (visible) ones would be a little shorter. Please contact us before ordering if any strict requirement on them.
- The tolerance range of cable length enlarges as the cable becomes longer, maximum up to ±50mm.