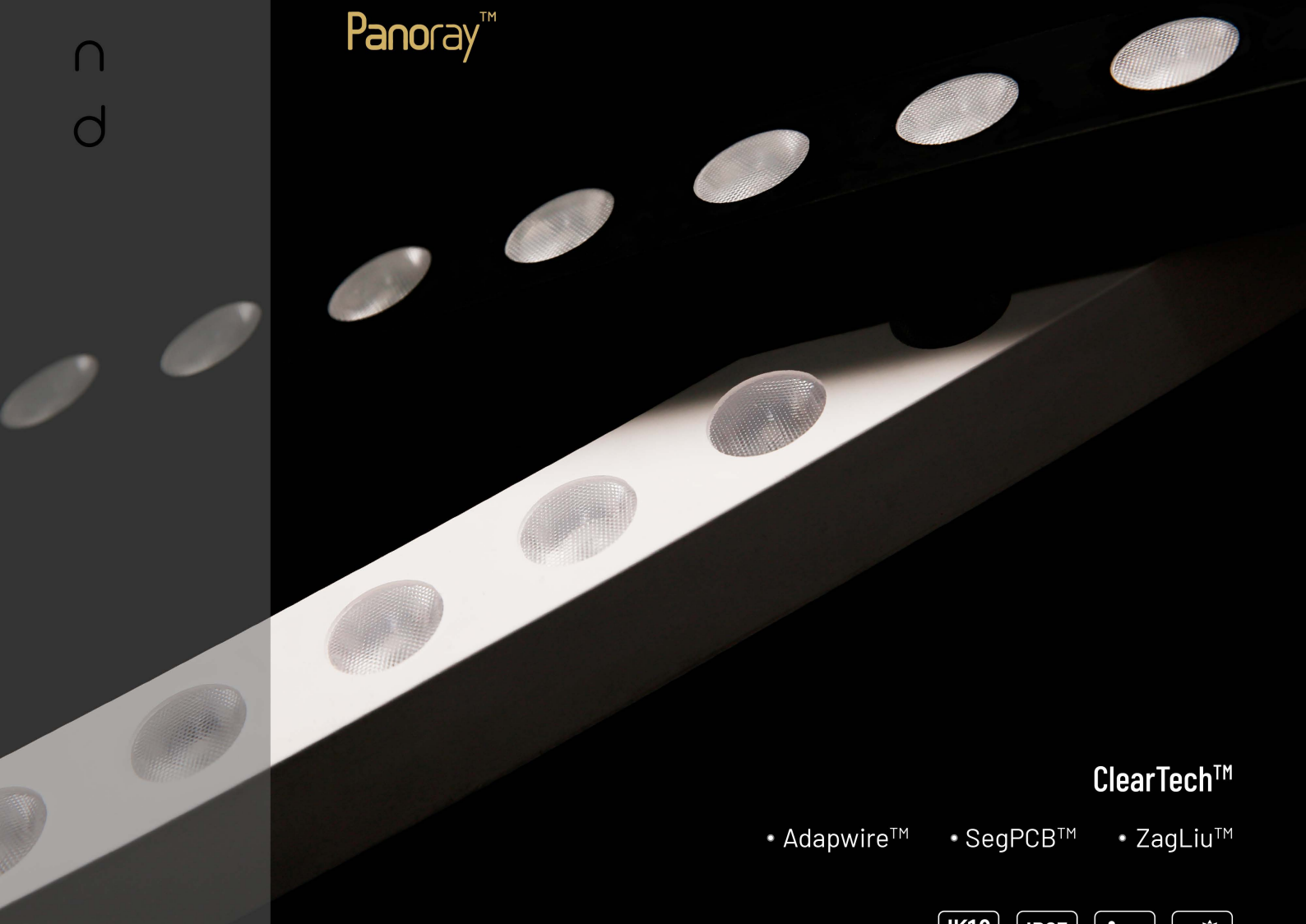




F
r
e
e
B
e
n
c
h

LED WALL WASHER

Panoray™



ClearTech™

- Adapwire™
- SegPCB™
- ZagLiu™



IK10
Protection



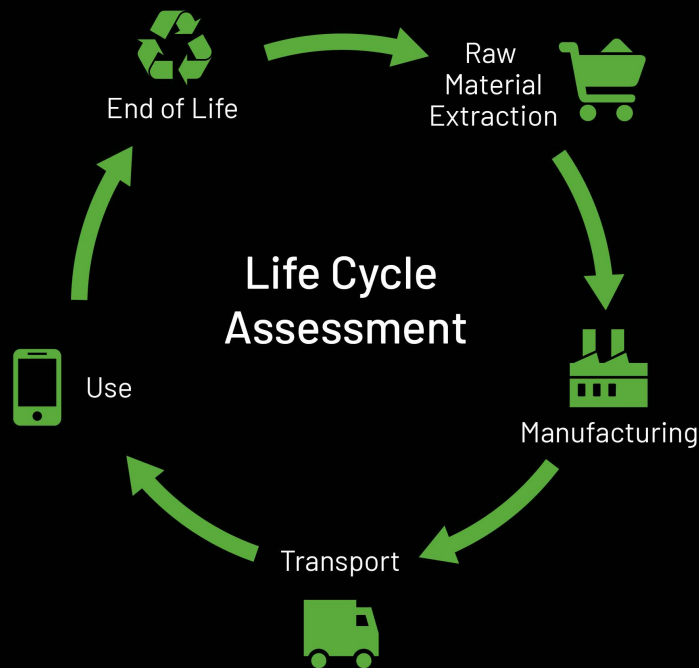
IP67
Protection



Ta
-40°C-55°C



Anti-UV




SUSTAINABILITY

Environmental Product Declarations

An EPD is a summary of the lifecycle assessment (LCA) for a product from material extraction to production, shipping, consumption and disposal. CLEAR EPD-verified products allow architects, designers, building contractors etc. to compare and evaluate the lifetime sustainability of construction products and materials.

By making our products transparent on the environmental impact, we hope to have a positive impact on the living environment and people's well-being.

Let the light wash over any curvature of the wall



Elevated visual harmony,
ensuring timeless
elegance.



Consistent glow at the
joint due to the same
lens pitch.



Sustained color brilliance
with effortless
self-cleaning.



Specialized lens and silicone
casing to withstand UV and
heat.



Boosted lifespan with
efficient heat
management.



Built to last.
No PCB fracture, reducing
maintenance needs.

Panaray™, part of FreeBend™ Series, adopts an exquisite look and gives a delicate touch. But there is so much more than meets the eye. The supple Wall Washer follows and conforms seamlessly to the contour of every corner and curvy surface, dispersing a uniform and smooth wash of light without adding scallops and light spills on the surface.

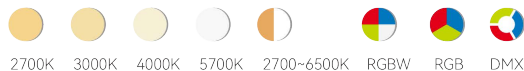
SPECIFICATION



Ambient Working Temperature
-40~55°C / -40~131°F



Storage Temperature
-40 ~ 60°C / -40 ~ 140°F

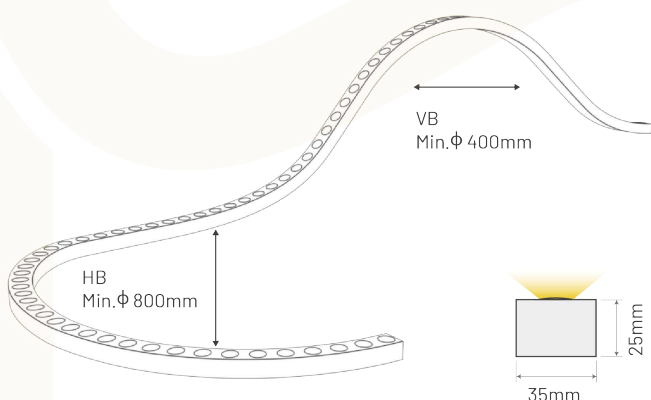


Ambient Installation Temperature
> -40°C / -40°F

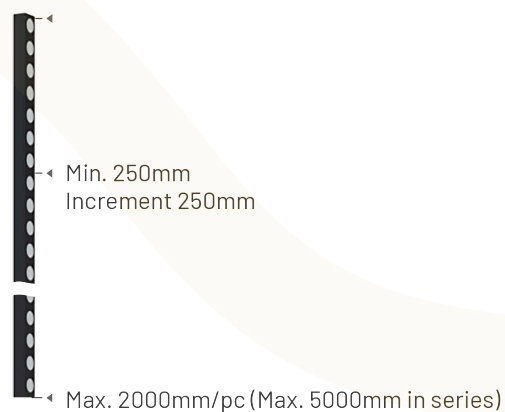


Max. Mounting Surface Temperature
85°C / 185°F

Dimension



Standard Length




Parameter

Working Voltage	DC24V
Rated Power/m	24W
LED Qty/m	28LEDs
IP Rating	IP67
IK Rating	IK10
CRI	80
Weight/m	1100g

Note: 10-Year warranty is available for monochrome series only and it's subject to terms and conditions.

Illuminance Simulation




PRODUCT NOMENCLATURE

Panaray3525- 15*25° - W30/R80 -24VDC- 24W - 28 - 250 - WW

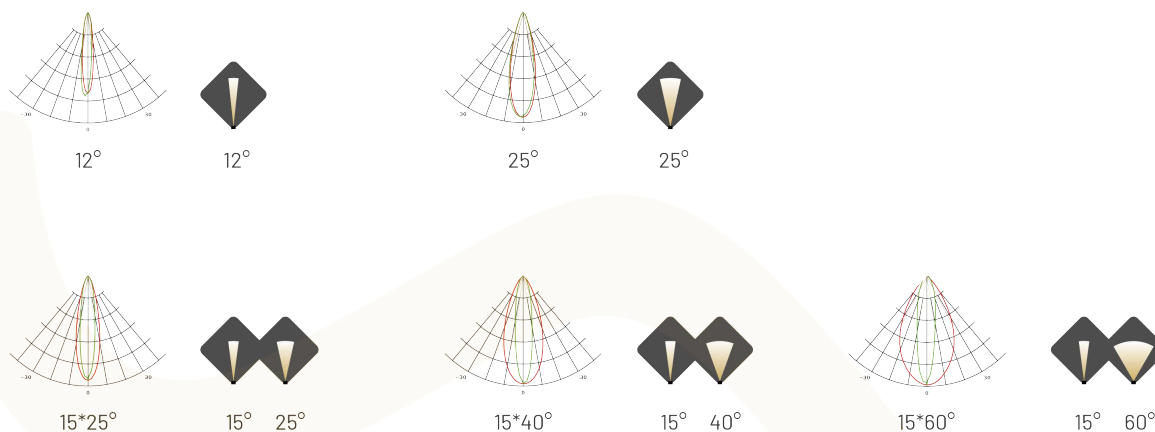
Model Name	Optic Lens	Pixel Qty Per Meter/ Input Signal/ Light Color/CRI	Voltage	Power/m	LED Quantity /m	Min. Cutting Length (mm)	Finish
Panaray =Trademark 3525 =Dimension W35°H25	12°	W27/80 =2700K/80 W30/80 =3000K/80 W40/80 =4000K/80 W57/80 =5700K/80	DC24V	24W	28	250	WW = White Base & White Light Surface DD = Black Base & Black Light Surface
	25°	D27-65/R80 =2700-6500K/80 RGB =RGB RGBW30/80 =RGBW(3000K)/80					
	15*25°	4DMX(W27/80) =4/DMX/2700K/80 4DMX(W30/80) =4/DMX/3000K/80 4DMX(W40/80) =4/DMX/4000K/80 4DMX(W57/80) =4/DMX/5700K/80 4DMX(D27-65/80) =4/DMX/2700-6500K/80 4DMX(RGB) =4/DMX/RGB 4DMX(RGBW30/80) =4/DMX/RGBW(3000K)/80					
	15*40°						
	15*60°						
	20*40°						

Monochrome CRI 80




Black Finish

Photometric Curve



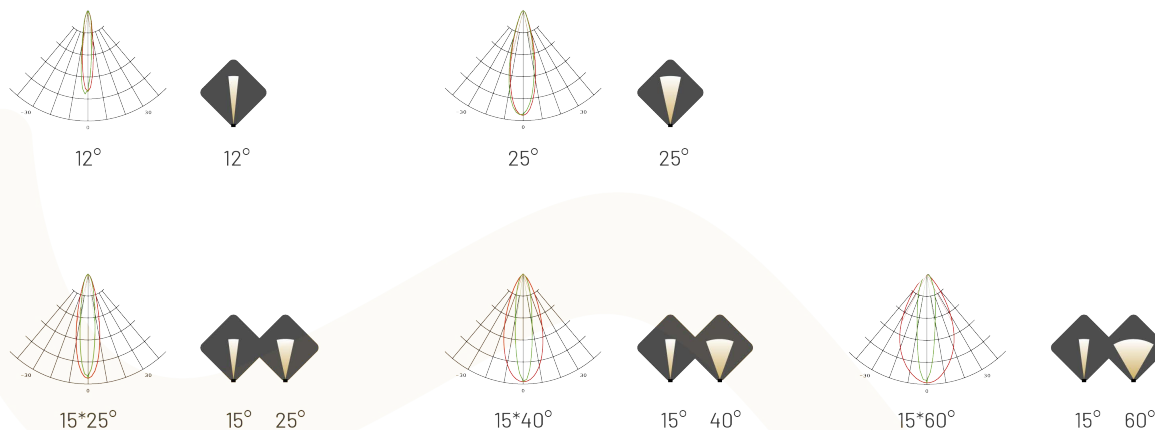
Item Code	Finished Product				
	Optic Lens	CCT	CCT Tolerance	Lumen/m	Lumen/ft
Panaray3525-12°-W27/R80-24VDC-24W-28-250-DD	12°	● 2700K	2725±115K	>1350	>412
Panaray3525-25°-W27/R80-24VDC-24W-28-250-DD	25°	● 2700K	2725±115K	>1400	>427
Panaray3525-15°*25°-W27/R80-24VDC-24W-28-250-DD	15°*25°	● 2700K	2725±115K	>1500	>457
Panaray3525-15°*40°-W27/R80-24VDC-24W-28-250-DD	15°*40°	● 2700K	2725±115K	>1350	>412
Panaray3525-15°*60°-W27/R80-24VDC-24W-28-250-DD	15°*60°	● 2700K	2725±115K	>1150	>351
Panaray3525-12°-W30/R80-24VDC-24W-28-250-DD	12°	● 3000K	3045±140K	>1450	>442
Panaray3525-25°-W30/R80-24VDC-24W-28-250-DD	25°	● 3000K	3045±140K	>1500	>457
Panaray3525-15°*25°-W30/R80-24VDC-24W-28-250-DD	15°*25°	● 3000K	3045±140K	>1600	>488
Panaray3525-15°*40°-W30/R80-24VDC-24W-28-250-DD	15°*40°	● 3000K	3045±140K	>1500	>457
Panaray3525-15°*60°-W30/R80-24VDC-24W-28-250-DD	15°*60°	● 3000K	3045±140K	>1300	>396
Panaray3525-12°-W40/R80-24VDC-24W-28-250-DD	12°	● 4000K	3985±225K	>1550	>473
Panaray3525-25°-W40/R80-24VDC-24W-28-250-DD	25°	● 4000K	3985±225K	>1600	>488
Panaray3525-15°*25°-W40/R80-24VDC-24W-28-250-DD	15°*25°	● 4000K	3985±225K	>1700	>518
Panaray3525-15°*40°-W40/R80-24VDC-24W-28-250-DD	15°*40°	● 4000K	3985±225K	>1600	>488
Panaray3525-15°*60°-W40/R80-24VDC-24W-28-250-DD	15°*60°	● 4000K	3985±225K	>1400	>427
Panaray3525-12°-W57/R80-24VDC-24W-28-250-DD	12°	● 5700K	5665±355K	>1450	>442
Panaray3525-25°-W57/R80-24VDC-24W-28-250-DD	25°	● 5700K	5665±355K	>1600	>488
Panaray3525-15°*25°-W57/R80-24VDC-24W-28-250-DD	15°*25°	● 5700K	5665±355K	>1700	>518
Panaray3525-15°*40°-W57/R80-24VDC-24W-28-250-DD	15°*40°	● 5700K	5665±355K	>1600	>488
Panaray3525-15°*60°-W57/R80-24VDC-24W-28-250-DD	15°*60°	● 5700K	5665±355K	>1400	>427





Monochrome  CRI 80



White Finish


Photometric Curve



Item Code	Finished Product				
	Optic Lens	CCT	CCT Tolerance	Lumen/m	Lumen/ft
Panaray3525-12°-W27/R80-24VDC-24W-28-250-WW	12°	 2700K	2725±115K	>1600	>488
Panaray3525-25°-W27/R80-24VDC-24W-28-250-WW	25°	2700K	2725±115K	>1700	>518
Panaray3525-15*25°-W27/R80-24VDC-24W-28-250-WW	15*25°	2700K	2725±115K	>1750	>534
Panaray3525-15*40°-W27/R80-24VDC-24W-28-250-WW	15*40°	2700K	2725±115K	>1650	>503
Panaray3525-15*60°-W27/R80-24VDC-24W-28-250-WW	15*60°	2700K	2725±115K	>1450	>442
Panaray3525-12°-W30/R80-24VDC-24W-28-250-WW	12°	 3000K	3045±140K	>2000	>610
Panaray3525-25°-W30/R80-24VDC-24W-28-250-WW	25°	3000K	3045±140K	>1800	>549
Panaray3525-15*25°-W30/R80-24VDC-24W-28-250-WW	15*25°	3000K	3045±140K	>1900	>579
Panaray3525-15*40°-W30/R80-24VDC-24W-28-250-WW	15*40°	3000K	3045±140K	>1800	>549
Panaray3525-15*60°-W30/R80-24VDC-24W-28-250-WW	15*60°	3000K	3045±140K	>1800	>549
Panaray3525-12°-W40/R80-24VDC-24W-28-250-WW	12°	 4000K	3985±225K	>1850	>564
Panaray3525-25°-W40/R80-24VDC-24W-28-250-WW	25°	4000K	3985±225K	>1950	>595
Panaray3525-15*25°-W40/R80-24VDC-24W-28-250-WW	15*25°	4000K	3985±225K	>2000	>610
Panaray3525-15*40°-W40/R80-24VDC-24W-28-250-WW	15*40°	4000K	3985±225K	>1900	>579
Panaray3525-15*60°-W40/R80-24VDC-24W-28-250-WW	15*60°	4000K	3985±225K	>1700	>518
Panaray3525-12°-W57/R80-24VDC-24W-28-250-WW	12°	 5700K	5665±355K	>1750	>534
Panaray3525-25°-W57/R80-24VDC-24W-28-250-WW	25°	5700K	5665±355K	>1950	>595
Panaray3525-15*25°-W57/R80-24VDC-24W-28-250-WW	15*25°	5700K	5665±355K	>1950	>595
Panaray3525-15*40°-W57/R80-24VDC-24W-28-250-WW	15*40°	5700K	5665±355K	>1700	>518
Panaray3525-15*60°-W57/R80-24VDC-24W-28-250-WW	15*60°	5700K	5665±355K	>1900	>579

2700~6500K

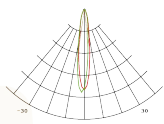
CRI 80



Black Finish

White Finish

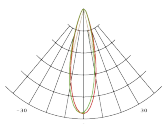
Photometric Curve



12°



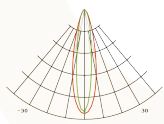
12°



25°



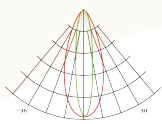
25°



15*25°



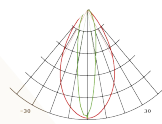
15° 25°



15*40°



15° 40°




15*60°



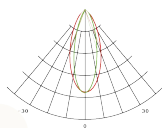
15° 60°

Item Code	Finished Product				
	Optic Lens	CCT	CCT Tolerance	Lumen/m	Lumen/ft
Panoray3525-12°-D27-65/R80-DC24V-24W-28-250-DD	12°	2700-6500K	2725±145K	>760	>232
			6532±510K	>800	>244
Panoray3525-25°-D27-65/R80-DC24V-24W-28-250-DD	25°	2700-6500K	2725±145K	>730	>223
			6532±510K	>800	>244
Panoray3525-15*25°-D27-65/R80-DC24V-24W-28-250-DD	15*25°	2700-6500K	2725±145K	>840	>256
			6532±510K	>890	>271
Panoray3525-15*40°-D27-65/R80-DC24V-24W-28-250-DD	15*40°	2700-6500K	2725±145K	>780	>238
			6532±510K	>840	>256
Panoray3525-15*60°-D27-65/R80-DC24V-24W-28-250-DD	15*60°	2700-6500K	2725±145K	>680	>207
			6532±510K	>720	>220
Panoray3525-12°-D27-65/R80-DC24V-24W-28-250-WW	12°	2700-6500K	2725±145K	>880	>268
			6532±510K	>930	>284
Panoray3525-25°-D27-65/R80-DC24V-24W-28-250-WW	25°	2700-6500K	2725±145K	>910	>277
			6532±510K	>1000	>305
Panoray3525-15*25°-D27-65/R80-DC24V-24W-28-250-WW	15*25°	2700-6500K	2725±145K	>960	>293
			6532±510K	>1020	>311
Panoray3525-15*40°-D27-65/R80-DC24V-24W-28-250-WW	15*40°	2700-6500K	2725±145K	>920	>280
			6532±510K	>980	>299
Panoray3525-15*60°-D27-65/R80-DC24V-24W-28-250-WW	15*60°	2700-6500K	2725±145K	>820	>250
			6532±510K	>850	>259

RGB  RGBW 







PHOTOMETRIC CURVE



20*40°




20° 40°

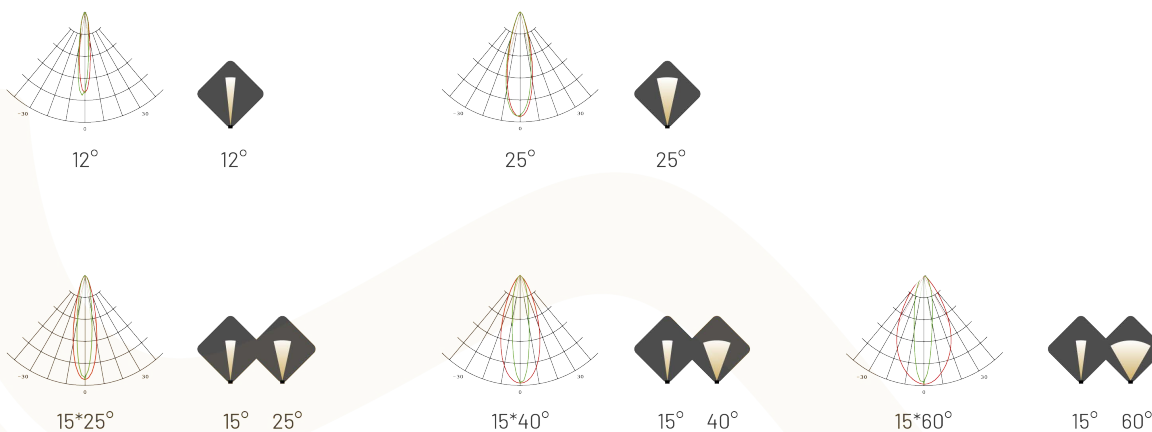
Item Code	Finished Product				
	Optic Lens	CCT/Color	Wavelength/ CCT Tolerance	Lumen/m	Lumen/ft
Panoray3525-20*40°-RGB-DC24V-24W-28-250-DD	20*40°	 Red	619-624nm	>125	>38
		Green	520-535nm	>280	>85
		Blue	460-475nm	>60	>18
		RGB	/	>465	>142
Panoray3525-20*40°-RGB-DC24V-24W-28-250-WW	20*40°	 Red	619-624nm	>150	>46
		Green	520-535nm	>340	>104
		Blue	460-475nm	>75	>23
		RGB	/	>565	>172
Panoray3525-20*40°-RGBW30/R80-DC24V-24W-28-250-DD	20*40°	 Red	619-624nm	>100	>30
		Green	520-535nm	>225	>69
		Blue	460-475nm	>60	>18
		RGB	/	>385	>117
		3000K	3045±175K	>290	>88
Panoray3525-20*40°-RGBW30/R80-DC24V-24W-28-250-WW	20*40°	 Red	619-624nm	>115	>35
		Green	520-535nm	>265	>81
		Blue	460-475nm	>75	>23
		RGB	/	>455	>139
		3000K	3045±175K	>350	>107

DMX512CN

● ● ● ● CRI 80




PHOTOMETRIC CURVE



Item Code	Finished Product				
	Optic Lens	CCT	CCT Tolerance	Lumen/m	Lumen/ft
Panoray3525-12°-4DMX(W27/R80)-24VDC-24W-28-250-DD	12°	● 2700K	2725±115K	>1200	>366
Panoray3525-25°-4DMX(W27/R80)-24VDC-24W-28-250-DD	25°	● 2700K	2725±115K	>1250	>381
Panoray3525-15*25°-4DMX(W27/R80)-24VDC-24W-28-250-DD	15*25°	● 2700K	2725±115K	>1250	>381
Panoray3525-15*40°-4DMX(W27/R80)-24VDC-24W-28-250-DD	15*40°	● 2700K	2725±115K	>1200	>366
Panoray3525-15*60°-4DMX(W27/R80)-24VDC-24W-28-250-DD	15*60°	● 2700K	2725±115K	>1050	>320
Panoray3525-12°-4DMX(W30/R80)-24VDC-24W-28-250-DD	12°	● 3000K	3045±140K	>1450	>442
Panoray3525-25°-4DMX(W30/R80)-24VDC-24W-28-250-DD	25°	● 3000K	3045±140K	>1350	>412
Panoray3525-15*25°-4DMX(W30/R80)-24VDC-24W-28-250-DD	15*25°	● 3000K	3045±140K	>1350	>412
Panoray3525-15*40°-4DMX(W30/R80)-24VDC-24W-28-250-DD	15*40°	● 3000K	3045±140K	>1300	>396
Panoray3525-15*60°-4DMX(W30/R80)-24VDC-24W-28-250-DD	15*60°	● 3000K	3045±140K	>1300	>396
Panoray3525-12°-4DMX(W40/R80)-24VDC-24W-28-250-DD	12°	● 4000K	3985±225K	>1450	>442
Panoray3525-25°-4DMX(W40/R80)-24VDC-24W-28-250-DD	25°	● 4000K	3985±225K	>1500	>457
Panoray3525-15*25°-4DMX(W40/R80)-24VDC-24W-28-250-DD	15*25°	● 4000K	3985±225K	>1550	>473
Panoray3525-15*40°-4DMX(W40/R80)-24VDC-24W-28-250-DD	15*40°	● 4000K	3985±225K	>1500	>457
Panoray3525-15*60°-4DMX(W40/R80)-24VDC-24W-28-250-DD	15*60°	● 4000K	3985±225K	>1300	>396
Panoray3525-12°-4DMX(W57/R80)-24VDC-24W-28-250-DD	12°	● 5700K	5665±355K	>1350	>412
Panoray3525-25°-4DMX(W57/R80)-24VDC-24W-28-250-DD	25°	● 5700K	5665±355K	>1500	>457
Panoray3525-15*25°-4DMX(W57/R80)-24VDC-24W-28-250-DD	15*25°	● 5700K	5665±355K	>1500	>457
Panoray3525-15*40°-4DMX(W57/R80)-24VDC-24W-28-250-DD	15*40°	● 5700K	5665±355K	>1500	>457
Panoray3525-15*60°-4DMX(W57/R80)-24VDC-24W-28-250-DD	15*60°	● 5700K	5665±355K	>1450	>442

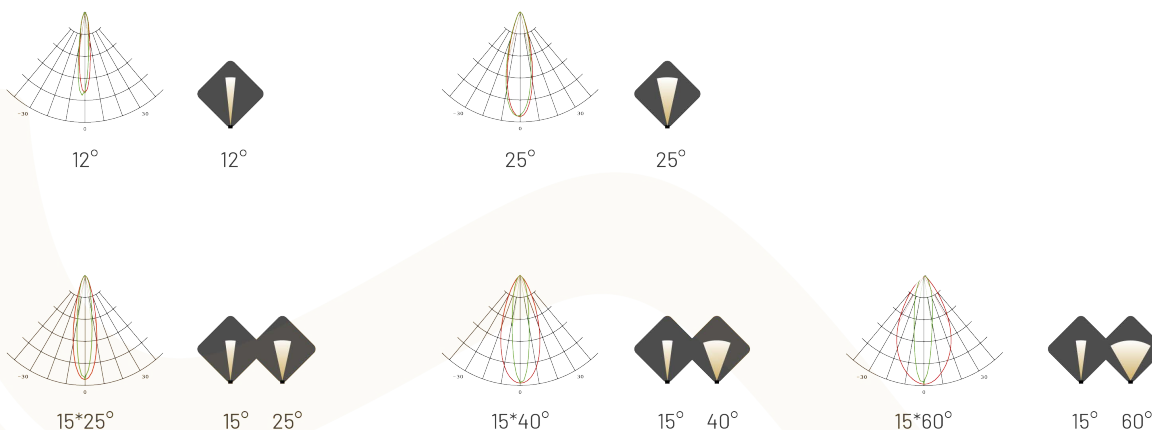
DMX512CN

● ● ● ● CRI 80



White Finish

PHOTOMETRIC CURVE

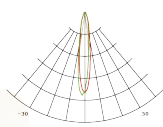



Item Code	Finished Product				
	Optic Lens	CCT	CCT Tolerance	Lumen/m	Lumen/ft
Panoray3525-12°-4DMX(W27/R80)-24VDC-24W-28-250-WW	12°	● 2700K	2725±115K	>1450	>442
Panoray3525-25°-4DMX(W27/R80)-24VDC-24W-28-250-WW	25°	● 2700K	2725±115K	>1550	>473
Panoray3525-15*25°-4DMX(W27/R80)-24VDC-24W-28-250-WW	15*25°	● 2700K	2725±115K	>1600	>488
Panoray3525-15*40°-4DMX(W27/R80)-24VDC-24W-28-250-WW	15*40°	● 2700K	2725±115K	>1500	>457
Panoray3525-15*60°-4DMX(W27/R80)-24VDC-24W-28-250-WW	15*60°	● 2700K	2725±115K	>1450	>442
Panoray3525-12°-4DMX(W30/R80)-24VDC-24W-28-250-WW	12°	● 3000K	3045±140K	>1800	>549
Panoray3525-25°-4DMX(W30/R80)-24VDC-24W-28-250-WW	25°	● 3000K	3045±140K	>1650	>503
Panoray3525-15*25°-4DMX(W30/R80)-24VDC-24W-28-250-WW	15*25°	● 3000K	3045±140K	>1700	>518
Panoray3525-15*40°-4DMX(W30/R80)-24VDC-24W-28-250-WW	15*40°	● 3000K	3045±140K	>1600	>488
Panoray3525-15*60°-4DMX(W30/R80)-24VDC-24W-28-250-WW	15*60°	● 3000K	3045±140K	>1600	>488
Panoray3525-12°-4DMX(W40/R80)-24VDC-24W-28-250-WW	12°	● 4000K	3985±225K	>1800	>549
Panoray3525-25°-4DMX(W40/R80)-24VDC-24W-28-250-WW	25°	● 4000K	3985±225K	>1850	>564
Panoray3525-15*25°-4DMX(W40/R80)-24VDC-24W-28-250-WW	15*25°	● 4000K	3985±225K	>1900	>579
Panoray3525-15*40°-4DMX(W40/R80)-24VDC-24W-28-250-WW	15*40°	● 4000K	3985±225K	>1800	>549
Panoray3525-15*60°-4DMX(W40/R80)-24VDC-24W-28-250-WW	15*60°	● 4000K	3985±225K	>1600	>488
Panoray3525-12°-4DMX(W57/R80)-24VDC-24W-28-250-WW	12°	● 5700K	5665±355K	>1700	>518
Panoray3525-25°-4DMX(W57/R80)-24VDC-24W-28-250-WW	25°	● 5700K	5665±355K	>1850	>564
Panoray3525-15*25°-4DMX(W57/R80)-24VDC-24W-28-250-WW	15*25°	● 5700K	5665±355K	>1850	>564
Panoray3525-15*40°-4DMX(W57/R80)-24VDC-24W-28-250-WW	15*40°	● 5700K	5665±355K	>1800	>549
Panoray3525-15*60°-4DMX(W57/R80)-24VDC-24W-28-250-WW	15*60°	● 5700K	5665±355K	>1800	>549

DMX512CN

CRI 80

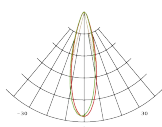
PHOTOMETRIC CURVE



12°



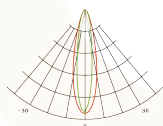
12°



25°



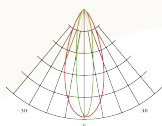
25°



15*25°



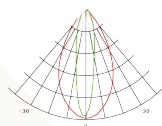
15° 25°



15*40°



15° 40°



15*60°



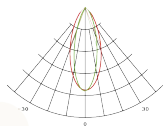
15° 60°

Item Code	Finished Product				
	Optic Lens	CCT	CCT Tolerance	Lumen/m	Lumen/ft
Panoray3525-12°-4DMX(D27-65/R80)-DC24V-24W-28-250-DD	12°	2700-6500K	2725±145K	>640	>195
			6532±510K	>670	>204
Panoray3525-25°-4DMX(D27-65/R80)-DC24V-24W-28-250-DD	25°	2700-6500K	2725±145K	>650	>198
			6532±510K	>720	>220
Panoray3525-15*25°-4DMX(D27-65/R80)-DC24V-24W-28-250-DD	15*25°	2700-6500K	2725±145K	>700	>213
			6532±510K	>740	>226
Panoray3525-15*40°-4DMX(D27-65/R80)-DC24V-24W-28-250-DD	15*40°	2700-6500K	2725±145K	>670	>204
			6532±510K	>700	>213
Panoray3525-15*60°-4DMX(D27-65/R80)-DC24V-24W-28-250-DD	15*60°	2700-6500K	2725±145K	>590	>180
			6532±510K	>610	>186
Panoray3525-12°-4DMX(D27-65/R80)-24VDC-24W-28-250-WW	12°	2700-6500K	2725±145K	>800	>244
			6532±510K	>830	>253
Panoray3525-25°-4DMX(D27-65/R80)-24VDC-24W-28-250-WW	25°	2700-6500K	2725±145K	>820	>250
			6532±510K	>900	>274
Panoray3525-15*25°-4DMX(D27-65/R80)-24VDC-24W-28-250-WW	15*25°	2700-6500K	2725±145K	>870	>265
			6532±510K	>920	>280
Panoray3525-15*40°-4DMX(D27-65/R80)-24VDC-24W-28-250-WW	15*40°	2700-6500K	2725±145K	>830	>253
			6532±510K	>880	>268
Panoray3525-15*60°-4DMX(D27-65/R80)-24VDC-24W-28-250-WW	15*60°	2700-6500K	2725±145K	>740	>226
			6532±510K	>770	>235

DMX512CN




PHOTOMETRIC CURVE



20*40°



20° 40°



Black Finish


White Finish

Item Code	Finished Product				
	Optic Lens	CCT/Color	Wavelength/ CCT Tolerance	Lumen/m	Lumen/ft
Panoray3525-20*40°-4DMX(RGB)-24VDC-24W-28-250-DD	20*40°	Red	619-624nm	>115	>35
		Green	520-535nm	>270	>82
		Blue	460-475nm	>30	>9
		RGB	/	>415	>127
Panoray3525-20*40°-4DMX(RGB)-24VDC-24W-28-250-WW	20*40°	Red	619-624nm	>145	>44
		Green	520-535nm	>335	>102
		Blue	460-475nm	>80	>24
		RGB	/	>560	>171
Panoray3525-20*40°-4DMX(RGBW30/R80)-24VDC-24W-28-250-DD	20*40°	Red	619-624nm	>80	>24
		Green	520-535nm	>230	>70
		Blue	460-475nm	>70	>21
		RGB	/	>380	>116
		3000K	3045±175K	>315	>96
Panoray3525-20*40°-4DMX(RGBW30/R80)-24VDC-24W-28-250-WW	20*40°	Red	619-624nm	>100	>30
		Green	520-535nm	>275	>84
		Blue	460-475nm	>85	>26
		RGB	/	>460	>140
		3000K	3045±175K	>380	>116

CONNECTOR

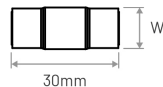
IP67 Silicone Injection Moulded Connector

Tolerance: $\pm 0.5\text{mm}$



Anti-wicking Ferrule

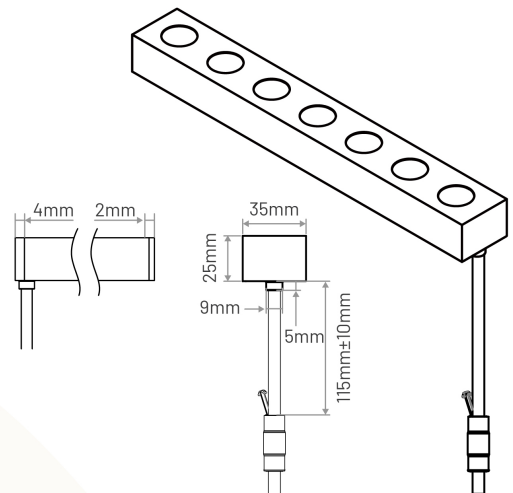
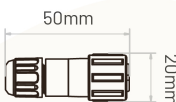
Note: Warranty will void if it's removed and cause the water ingress.



B/D series, W=12mm
A/E/S series, W=15mm




Male & Female Connector



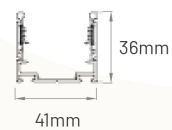
PROFILE

Serrated Aluminum Profile H36

Available Lengths:
50mm, 500mm, 1000mm, 2000mm



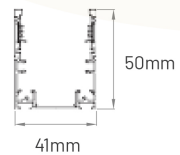

Tolerance: $\pm 0.3\text{mm}$



Serrated Aluminum Profile H50

*With Cable Raceway

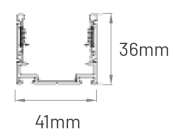
Available Lengths:
50mm, 500mm, 1000mm, 2000mm



Bendable Serrated Aluminum Profile H36 (HB)

Min. Bending Diameter $\Phi 1200\text{mm}$

Available Lengths: 1000mm

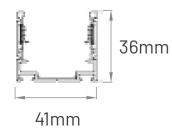



Note: it's IK08 rated when the light is put in this type of mounting profile.

Bendable Serrated Aluminum Profile H36 (VB)

Min. Bending Diameter $\Phi 2000\text{mm}$

Available Lengths: 1000mm

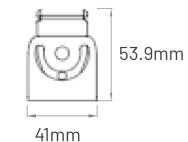


Note: it's IK08 rated when the light is put in this type of mounting profile.

Adjustable Mounting Bracket

* 180° Rotation

* 304 Stainless Steel



Note: its rotation angle will be restricted if the bracket is applied to the bending profile.

Bendable Aluminum Glare Shield (HB)

Min. Bending Diameter $\Phi 1200\text{mm}$

Available Lengths: 1000mm, 2000mm



Note: it's not suitable for the vertical bending profile.